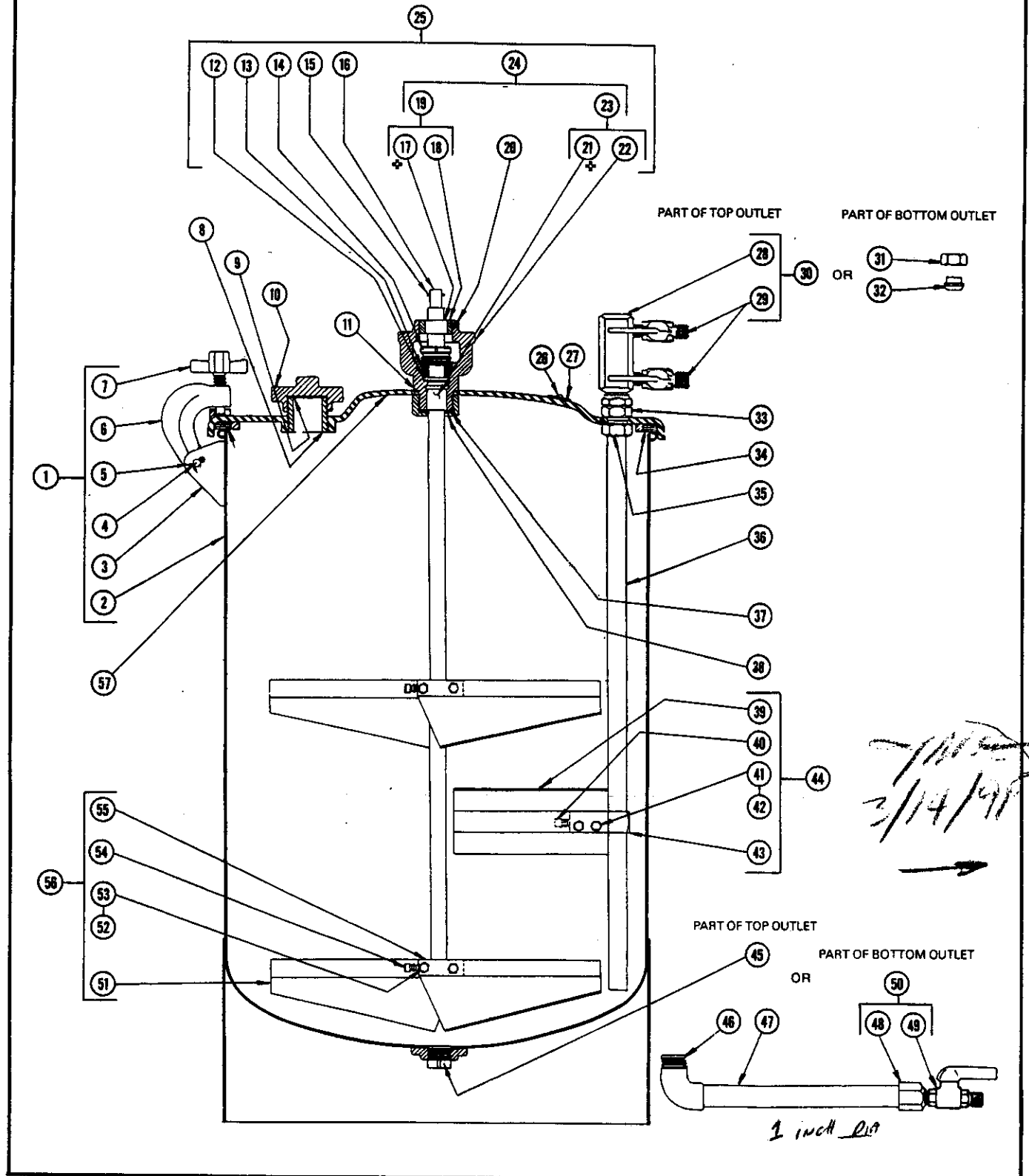


**Binks 60 GALLON STANDARD PRESSURE FLUID TANK
With Agitator**

Top Outlet Models: 83-5703 thru 83-5711
Bottom Outlet Models: 83-5715 thru 83-5723



MANUFACTURING COMPANY
9201 West Belmont Avenue, Franklin Park, Illinois 60131

Replaces
Part Sheet
1322R-6

Part Sheet
1322R-7

Binks 60 GALLON STANDARD PRESSURE FLUID TANK

With Agitator

Top Outlet Models: 83-5703 thru 83-5711

Bottom Outlet Models: 83-5715 thru 83-5723

PARTS LIST

ITEM NO.	PART NO.	DESCRIPTION	QTY.	ITEM NO.	PART NO.	DESCRIPTION	QTY.
1†	83-2498	SHELL ASS'Y.....	1	39	83-2136	STATIONARY PADDLE.....	1
2	83-1443	SHELL.....	1	40	20-2076	SET SCREW, 3/8-16 x 2".....	1
3	83-1435	CLAMP BRKT.....	12	41	20-2078	SCREW, 5/16-18 x 1 1/4".....	2
4	83-1436	PIN.....	12	42	20-2079	HEX NUT, 5/16-18.....	2
5	20-1242	COTTER PIN, 5/32 Dia. x 1".....	12	43	83-2134	BLOCK.....	1
6	83-1433	"C" CLAMP.....	12	44†	83-2140	PADDLE ASS'Y.....	1
7	83-1434	CLAMP SCREW.....	12	45	20-722	PLUG, 1" NPT.....	1
8	83-1562	FILLER NIPPLE.....	1	46	20-100	STREET ELBOW, 1" NPT.....	1
9	83-1208	GASKET.....	1	47	83-1575	NIPPLE.....	1
10	83-569	FILLER CAP.....	1	48	83-1212	BOTTOM OUTLET ADAPTER.....	1
11	83-1472	GASKET.....	1	49	72-81712	BALL VALVE, 3/8 NPS.....	2
12	83-2110	SHAFT WASHER.....	1	50†	83-2724	BOTTOM OUTLET ASS'Y.....	1
13	83-2111	SHAFT PACKING.....	1	51	83-2135	PADDLE.....	2
14	83-2112	GLAND NUT.....	1	52	20-2077	SCREW, 5/16-18 x 1 1/2".....	2
15	83-1211	PIN.....	1	53		Same as Item (42).....	2
16	83-2104	AGITATOR SHAFT S.S.....	1	54	20-1741	SET SCREW, 3/8-16 x 1".....	1
17♣	20-2074	BEARING, Oilite.....	1	55	83-2132	BLOCK.....	1
18	83-2106	BEARING RETAINER.....	1	56†	83-2138	PADDLE ASS'Y.....	2
19†	83-2107	BEARING ASS'Y.....	1	57	83-2147	TANK HEAD.....	1
20	20-1237	SET SCREW, 1/4-20 x 1/4".....	1	ITEMS LISTED BELOW ARE NOT SHOWN.			
21♣	20-2073	BEARING, Oilite.....	1	58●	31-116	AIR MOTOR— AGITATOR DRIVE 1/4 H.P. (Refer to Part Sheet 1214).....	1
22	83-2108	BOX.....	1	59■	31-227	ELECTRIC MOTOR— AGITATOR DRIVE 1/3 H.P. (Refer to Part Sheet 1964).....	1
23†	83-2109	BOX ASS'Y.....	1	60▲	83-1187	HAND CRANK.....	1
24†	83-2861	BOX SUB-ASS'Y.....	1	61	85-102	AIR CONTROL UNIT, No Regulator (83-5703, 83-5706, 83-5709)* (83-5715, 83-5718, 83-5721)* Refer to Part Sheet 1169.....	1
25†	83-2116	STUFFING BOX ASS'Y.....	1	62	85-203	AIR CONTROL UNIT, One Regulator (83-5704, 83-5707, 83-5710)* (83-5716, 83-5719, 83-5722)* Refer to Part Sheet 1827.....	1
26	20-1671	PIN.....	2	63	85-204	AIR CONTROL UNIT, Two Regulators (83-5705, 83-5708, 83-5711)* (83-5717, 83-5720, 83-5723)* Refer to Part Sheet 1828.....	1
27	83-2437	NAME PLATE.....	1				
28	72-994	MANIFOLD.....	1				
29	72-81217	BALL VALVE, 3/8 NPS.....	2				
30†	83-2723	TOP OUTLET ASS'Y.....	1				
31	85-2	FLUID TUBE NUT.....	1				
32	83-2646	FLUID TUBE PLUG.....	1				
33	83-2130	FLUID TUBE NUT.....	1				
34	83-2122	HEAD GASKET.....	1				
35	83-2128	FLUID TUBE ADAPTER.....	1				
36	83-2126	FLUID TUBE.....	1				
37	83-2117	BOX WASHER.....	1				
38	83-2118	BOX NUT.....	1				

† Indicates assemblies—Qty. for items listed in each are for one ass'y.

● For Tank Models 83-5706 thru 83-5708 & 83-5718 thru 83-5720.

■ For Tank Models 83-5709 thru 83-5711 & 83-5721 thru 83-5723.

▲ For Tank Models 83-5703 thru 83-5705 & 83-5715 thru 83-5717.

* Numbers in parenthesis refer to tank models with which item is used.

♣ When replacing bearings for 83-2104 (Item 16) stainless steel shaft 20-2073 (Item 23) or 20-2074 (Item 19) bearings must be pressed in place and line reamed to .879 ± .002 by customer.

If you have 83-2103 Steel Shaft reaming is not required.

Stuffing Box Sub-Ass'y. includes bearing line reamed by factory. Order 83-2861 (Item 24).

Accessories

Not furnished. Please order separately.

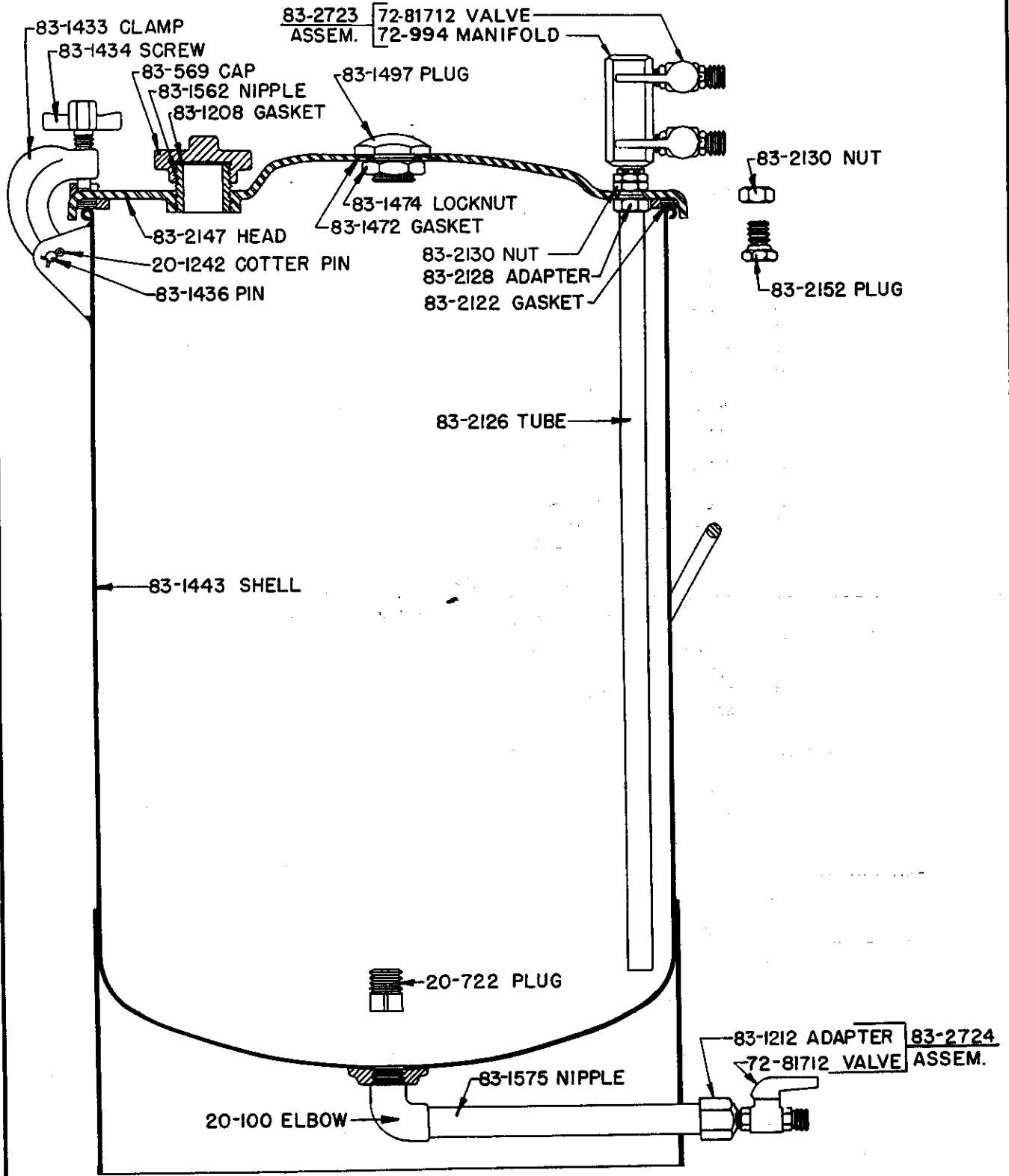
83-1582	INNER CONTAINER, Galvanized.....	1
83-2151	COMPLETE AGITATOR KIT, Less drive.....	1
83-2200▶	HEAD ASS'Y., Without control unit or drive (For top outlet models only).....	1
83-2655▶	HEAD ASS'Y., Without control unit or drive (For bottom outlet models only).....	1

▶ Assemblies indicated consist of parts list less Shell Ass'y., less Air Control and Drive Unit.

SPECIFICATIONS

	U. S.	METRIC
WORKING PRESSURE	110 PSI	7.7 Kg/cm ²
OVERALL HEIGHT	60 ⁷ / ₈ in.	154.6 cm
HEIGHT WITH:	50 in.	127 cm
AGITATOR DRIVE	54 ¹ / ₂ in.	138.4 cm
BASE DIAMETER	24 ¹ / ₂ in.	62.2 cm
DIAMETER ACROSS CLOSED CLAMPS	28 ⁵ / ₈ in.	72.7 cm
DIAMETER ACROSS OPEN CLAMPS	39 ¹ / ₂ in.	100.3 cm
AIR INPUT-OUTPUT CONNECTION SIZE	1/4 NPS	—
FLUID OUTPUT CONNECTION SIZE	3/8 NPS	—

**Binks 60 GALLON FLUID PRESSURE TANK
WITHOUT AGITATION
MODELS 83-5700, 83-5701, 83-5702 AND MODELS 83-5712, 83-5713, 83-5714**



MANUFACTURING COMPANY
9201 West Belmont Avenue, Franklin Park, Illinois 60131

Replaces
Part Sheet
1324R-4

Part Sheet
1324R-5

Binks 60 GALLON FLUID PRESSURE TANK

WITHOUT AGITATION

MODELS 83-5700, 83-5701, 83-5702 AND MODELS 83-5712, 83-5713, 83-5714

PARTS LIST

PART NO.	DESCRIPTION	QTY.
20-100	STREET ELBOW, 1" N.P.T.	1
20-722	PIPE PLUG, 1" N.P.T.	1
20-1242	COTTER PIN, 5/32 DIA. x 1"	12
72-994	MANIFOLD	1
72-81712	BALL VALVE, 3/8 N.P.S.	2
83-569	FILLER CAP	1
83-1208	FILLER CAP GASKET.	1
83-1212	BOTTOM OUTLET ADAPTER	1
83-1433	"C" CLAMP	12
83-1434	CLAMP SCREW.	12
83-1436	CLAMP PIN	12
83-1443	TANK SHELL	1
83-1472	PLUG GASKET.	1
83-1474	PLUG LOCK NUT (1-1/4 LEFT HAND)	1
83-1497	HEAD PLUG	1
83-1562	FILLER NIPPLE	1
83-1575	BOTTOM OUTLET NIPPLE	1
83-2122	HEAD GASKET.	1
83-2126	FLUID TUBE	1
83-2128	FLUID TUBE ADAPTER	1
83-2130	FLUID TUBE NUT	1
83-2147	TANK HEAD	1
83-2152	FLUID TUBE PLUG	1
83-2723	TOP OUTLET ASSEMBLY (DOUBLE)	1
83-2724	BOTTOM OUTLET ASSEMBLY (DOUBLE)	1

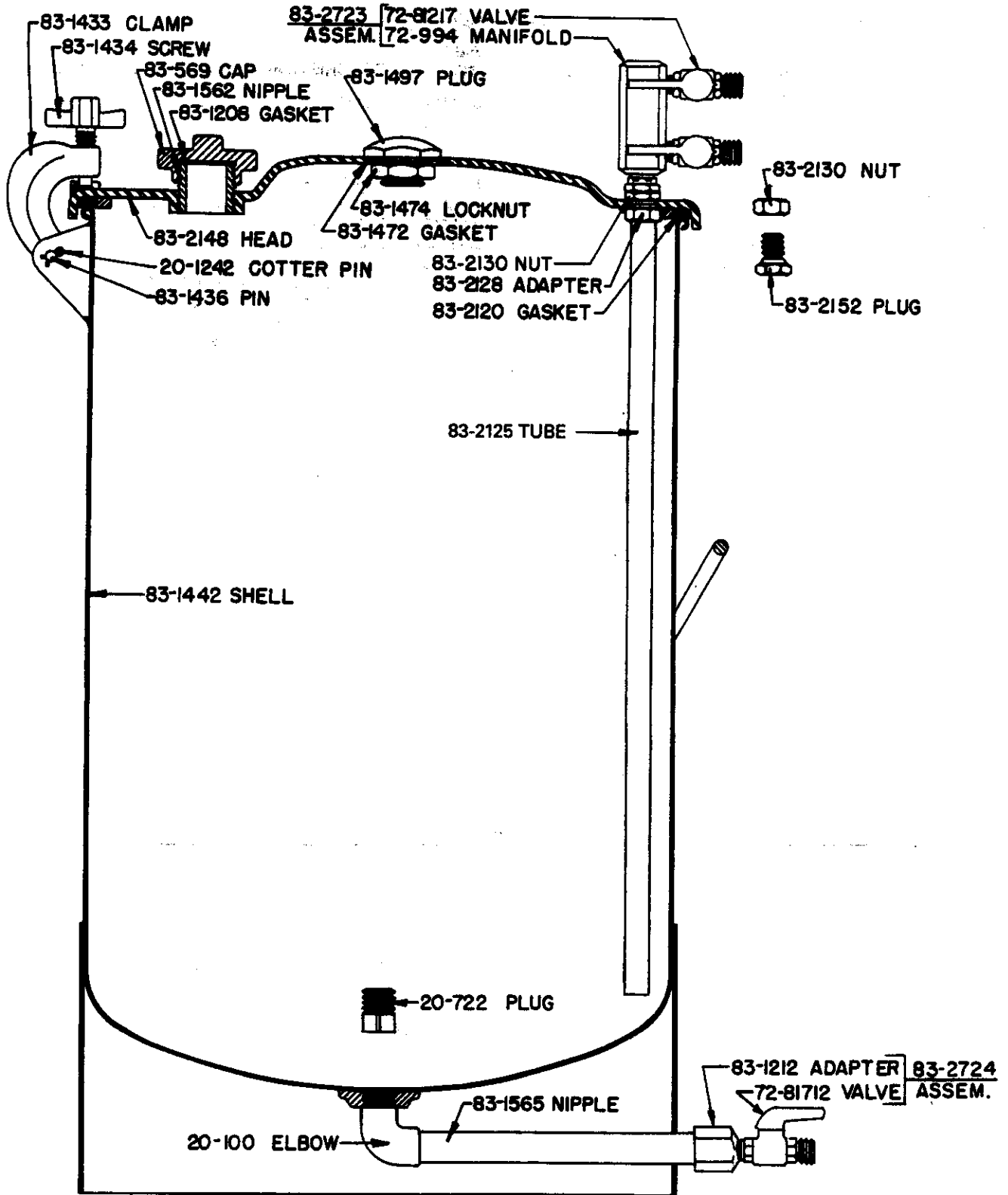
ACCESSORIES

Not furnished. Please order separately.

31-116	AIR MOTOR AGITATOR DRIVE	1
31-227	ELECTRIC MOTOR AGITATOR DRIVE	1
83-1582	GALVANIZED INNER CONTAINER	1
83-2150	AGITATOR KIT, LESS DRIVE	1
83-2202	HEAD ASS'Y., LESS AIR CONTROL, TOP OUTLET ONLY.	1
83-2204	HEAD ASS'Y., LESS AIR CONTROL, BOTTOM OUTLET ONLY	1
85-102	AIR CONTROL UNIT, NO REGULATOR	1
85-203	AIR CONTROL UNIT, ONE REGULATOR.	1
85-204	AIR CONTROL UNIT, TWO REGULATORS	1

Working Pressure	110 PSI	7.7 Kg./cm ²
Overall	with Hand Crank 60 7/8 in.	154.6 cm
Height	with Air Control 50 in.	127 cm.
Base Diameter	with Air Motor Agitator 54 1/2 in.	138.4 cm
Diameter Across Closed Clamps	24 1/2 in.	62.2 cm
Diameter Across Open Clamps	25 5/8 in.	72.7 cm
Air Inlet & Outlet Connection Size	39 1/2 in.	100.3 cm
Fluid Outlet Connection Size	1/4 NPS	-
	3/8 NPS	-

**Binks 30 GALLON FLUID PRESSURE TANK
WITH TOP OR BOTTOM FLUID OUTLETS—WITHOUT AGITATOR
MODELS 83-5800, 83-5801, 83-5802, 83-5812, 83-5813, 83-5814**



MANUFACTURING COMPANY
9201 West Belmont Avenue, Franklin Park, Illinois 60131

Replaces
Part Sheet
1345R-5

Part Sheet
1345R-6

**Binks 30 GALLON FLUID PRESSURE TANK
WITH TOP OR BOTTOM FLUID OUTLETS—WITHOUT AGITATOR
MODELS 83-5800, 83-5801, 83-5802, 83-5812, 83-5813, 83-5814**

PARTS LIST

PART NO.	DESCRIPTION	QTY.	PART NO.	DESCRIPTION	QTY.
20-100†	STREET ELBOW, 1 NPT.....	1	83-1562	FILLER NIPPLE.....	1
20-722‡	PIPE PLUG, 1 NPT.....	1	83-1565†	BOTTOM OUTLET NIPPLE.....	1
20-1242	COTTER PIN, 5/32" Dia. x 1" Long.....	10	83-2120	HEAD GASKET.....	1
72-994‡	MANIFOLD.....	1	83-2125*‡	FLUID TUBE.....	1
72-81712†	BALL VALVE, 3/8 NPS.....	2	83-2128‡	FLUID TUBE ADAPTER.....	1
72-81217‡	BALL VALVE, 3/8 NPS.....	2	83-2130	FLUID TUBE NUT.....	1
83-569	FILLER CAP.....	1	83-2148	TANK HEAD.....	1
83-1208	FILLER CAP GASKET.....	1	83-2152†	FLUID TUBE PLUG.....	1
83-1212†	BOTTOM OUTLET ADAPTER.....	1	83-2723‡	TOP OUTLET ASSEMBLY, Double.....	1
83-1433	"C" CLAMP.....	10	83-2724†	BOTTOM OUTLET ASSEMBLY, Double..	1
83-1434	CLAMP SCREW.....	10	85-102	AIR CONTROL, No Regulator, (83-5800, 83-5812)▲.....	1
83-1436	CLAMP PIN.....	10	85203	AIR CONTROL, One Regulator, (83-5801, 83-5813)▲.....	1
83-1442	TANK SHELL.....	1	85-204	AIR CONTROL, Two Regulators, (83-5802, 83-5814)▲.....	1
83-1472	PLUG GASKET.....	1			
83-1474	PLUG LOCK NUT, 1¼ NPS, Left hand...	1			
83-1497	HEAD PLUG, 1¼ NPS, Left hand.....	1			

* Cut off at groove if Inner Container, 83-1570, is used.

† Use with Models 83-5812, 83-5813, 83-5814.

‡ Use with Models 83-5800, 83-5801, 83-5802.

▲ Numbers in parentheses refer to press. tank models with which air control is furnished.

ACCESSORIES

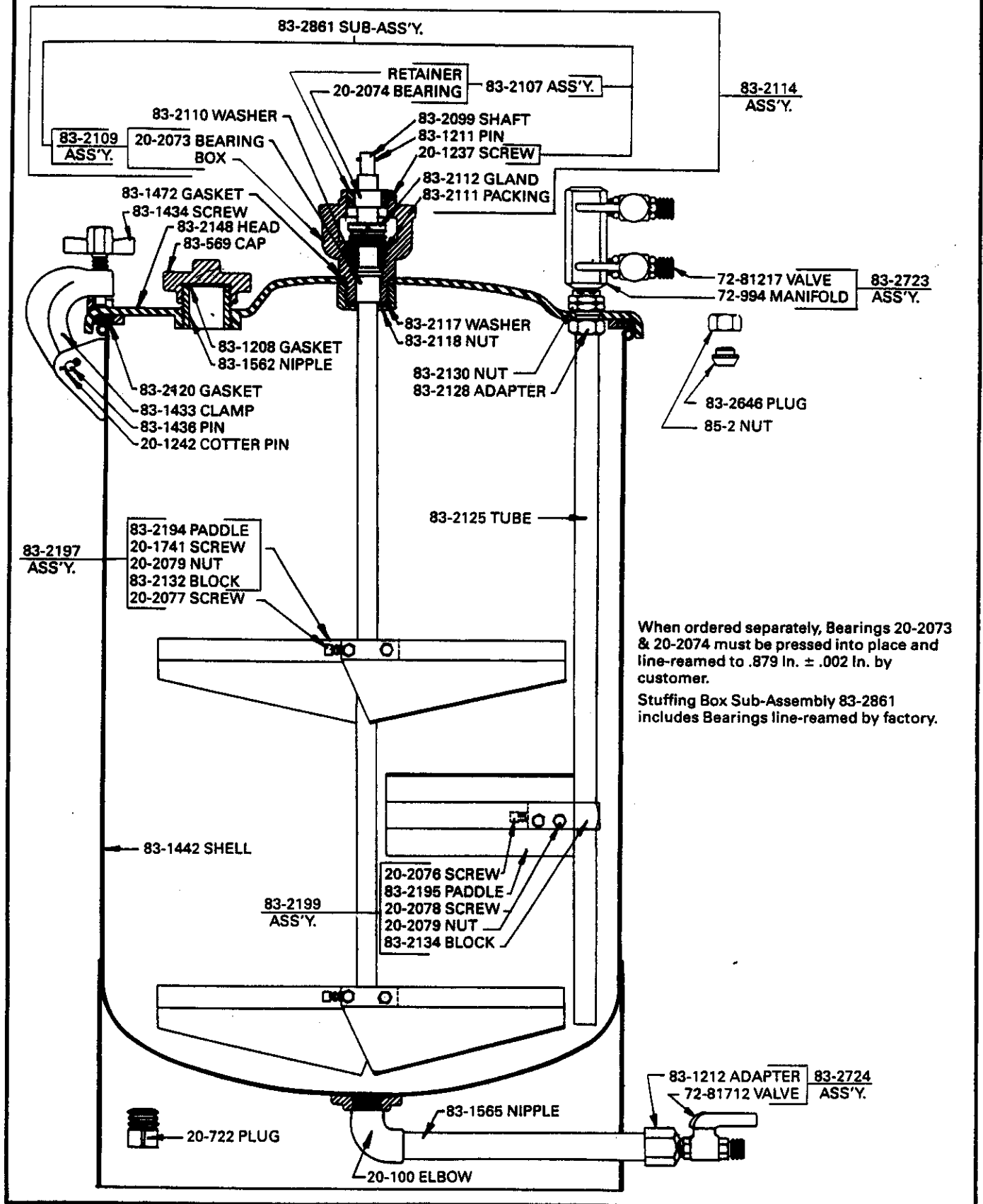
Not furnished. Please order separately.

PART NO.	DESCRIPTION	QTY.	PART NO.	DESCRIPTION	QTY.
31-116	AIR MOTOR AGITATOR DRIVE.....	1	83-1574	INNER CONTAINER COVER.....	1
31-227	ELECTRIC MOTOR AGITATOR DRIVE..	1	83-1852	DOUBLE AIR OUTLET, 1/4 NPS.....	1
83-1187	HAND CRANK.....	1	83-2144	AGITATOR KIT, Less Drive.....	1
83-1570	GALVANIZED INNER CONTAINER, Less Cover.....	1			

SPECIFICATIONS

Working Pressure	110 PSI	7.7 Kg./cm ²
Overall Height	with Hand Crank	55 ⁵ / ₈ in.
	with Air Control	45 in.
	with Air Motor Agitator	48 ¹ / ₈ in.
Base Diameter	20 ¹ / ₂ in.	52.1 cm
Diameter Across Closed Clamps	25 ¹ / ₂ in.	64.8 cm
Diameter Across Open Clamps	35 ¹ / ₄ in.	89.5 cm
Air Inlet & Outlet Connection Size	1/4 NPS	—
Fluid Outlet Connection Size	3/8 NPS	—

Binks 30-GAL. STD. PRESS. TANK WITH AGITATOR
Models 83-5803 Thru 83-5811, Top Outlet
Models 83-5815 Thru 83-5823, Bottom Outlet



When ordered separately, Bearings 20-2073 & 20-2074 must be pressed into place and line-reamed to .879 in. ± .002 in. by customer.
 Stuffing Box Sub-Assembly 83-2861 includes Bearings line-reamed by factory.

Binks 30-GAL. STD. PRESS. TANK WITH AGITATOR
Models 83-5803 Thru 83-5811, Top Outlet
Models 83-5815 Thru 83-5823, Bottom Outlet

PARTS LIST

PART NO.	DESCRIPTION	QTY.	PART NO.	DESCRIPTION	QTY.
20-100	STREET ELBOW, 1 NPT	1	83-2109	BOX ASSEMBLY	1
20-722	PIPE PLUG, 1 NPT	1	83-2110	SHAFT WASHER	1
20-1237	SOC. HD. SET SCREW, 1/4-20 x 1/4 In. Long	1	83-2111	SHAFT PACKING	3
20-1242	COTTER PIN, 5/32 Dia. x 1 In. Long	10	83-2112	PACKING GLAND	1
20-1741	SQ. HD. SET SCREW, 3/8-16 x 1 In. Long ...	2	83-2114	STUFFING BOX ASSEMBLY	1
20-2073*	FLANGE OILITE BEARING	1	83-2117	BOX WASHER	1
20-2074*	PLAIN OILITE BEARING	1	83-2118	BOX NUT	1
20-2076	SQ. HD. SET SCREW, 3/8-16 x 2 In. Long ...	1	83-2120	HEAD GASKET	1
20-2077	HEX. CAP SCREW, 5/16-18 x 1 1/2 In. Long ...	4	83-2125*	FLUID TUBE	1
20-2078	HEX. CAP SCREW, 5/16-18 x 1 3/4 In. Long ...	2	83-2128	FLUID TUBE ADAPTER	1
20-2079	HEX. NUT, 5/16-18	6	83-2130	FLUID TUBE NUT	1
31-116	AIR MOTOR AGITATOR DRIVE (83-5806, 83-5807, 83-5808, 83-5818, 83-5819, 83-5820)▲	1	83-2132	PADDLE BLOCK	2
31-227	ELECTRIC MOTOR AGITATOR DRIVE (83-5809, 83-5810, 83-5811, 83-5821, 83-5822, 83-5823)▲	1	83-2134	PADDLE BLOCK	1
72-994	MANIFOLD	1	83-2148	TANK HEAD	1
72-81217	BALL VALVE, 3/8 NPS	2	83-2194■	PADDLE	4
72-81712	BALL VALVE, 3/8 NPS	2	83-2195	STATIONARY PADDLE	1
83-569	FILLER CAP	1	83-2197	PADDLE ASSEMBLY	2
83-1187	HAND CRANK (83-5803, 83-5804, 83-5805, 83-5815, 83-5816, 83-5817)▲	1	83-2199	STATIONARY PADDLE ASSEMBLY	1
83-1208	FILLER CAP GASKET	1	83-2207	HEAD ASS'Y., Top Outlet (Less Air Control)	1
83-1211	DRIVE PIN	1	83-2646	FLUID TUBE PLUG	1
83-1212	BOTTOM OUTLET ADAPTER	1	83-2656	HEAD ASS'Y., Bottom Outlet (Less Air Control)	1
83-1433	"C" CLAMP	10	83-2724	DOUBLE OUTLET ASSEMBLY (Bottom)	1
83-1434	CLAMP SCREW	10	83-2723	DOUBLE OUTLET ASSEMBLY (Top)	1
83-1436	CLAMP PIN	10	83-2861♦	STUFFING BOX SUB-ASS'Y.	1
83-1442	TANK SHELL	1	85-2	FLUID TUBE NUT	1
83-1472	STUFFING BOX GASKET	1	85-102	AIR CONTROL UNIT (83-5803, 83-5806, 83-5809, 83-5815, 83-5818, 83-5821)▲, not shown, see Part Sheet 1169.	1
83-1562	FILLER NIPPLE	1	85-203	AIR CONTROL UNIT (83-5804, 83-5807, 83-5810, 83-5816, 83-5819, 83-5822)▲, not shown, see Part Sheet 1827.	1
83-1565	BOTTOM OUTLET NIPPLE	1	85-204	AIR CONTROL UNIT (83-5805, 83-5808, 83-5811, 83-5817, 83-5820, 83-5823)▲, not shown, see Part Sheet 1828.	1
83-2099*	AGITATOR SHAFT	1			
83-2107	BEARING ASSEMBLY	1			

* When ordered separately, Bearings must be pressed into place and line-reamed to .879 In. ± .002 In. by customer.

♦ Stuffing Box Sub-Assembly includes Bearings line-reamed by factory.

• Cut off at groove if Inner Container, 83-1570, is added to tank.

■ Mount two lower paddles with straight edge down if Inner Container, 83-1570, is added to tank.

▲ Numbers in parenthesis refer to pressure tank models with which item is furnished.

ACCESSORIES

Not furnished. Please order separately.

PART NO.	DESCRIPTION	QTY.
83-1570	GALVANIZED INNER CONTAINER	1
83-1574	INNER CONTAINER COVER	1
83-1852	DOUBLE AIR OUTLET, 1/4 NPS	1
83-2144	COMPLETE AGITATOR KIT	1

Revision: 83-2114, 83-2197, 83-2199 Ass'ys. were
83-2113, 83-2196, 83-2198 respectively.

Printed in USA 9/82